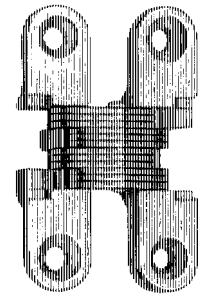


SOSS Invisible Hinges

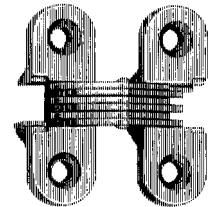
101

Dimension	Min. Wood Thickness	Screw Size	Soft Wood Pilot Hole	Hard Wood Pilot Hole	Hinge Weight	Finish
A 3/8"	1/2"	#5 x 3/4"	No. 53	No. 47	.07 lb	C4
9.53mm	12.70mm	3.5 x 19mm				
B 19/64"	1/2"	#5 x 3/4"	No. 53	No. 47	.07 lb	C4
7.54mm	12.70mm	3.5 x 19mm				
C 1 11/16"	1/2"	#5 x 3/4"	No. 53	No. 47	.07 lb	C4
42.86mm	12.70mm	3.5 x 19mm				
D 7/64"	1/2"	#5 x 3/4"	No. 53	No. 47	.07 lb	C4
2.78mm	12.70mm	3.5 x 19mm				
E 3/32"	1/2"	#5 x 3/4"	No. 53	No. 47	.07 lb	C4
2.38mm	12.70mm	3.5 x 19mm				
F 7/8"	1/2"	#5 x 3/4"	No. 53	No. 47	.07 lb	C4
22.23mm	12.70mm	3.5 x 19mm				
G 1/32"	1/2"	#5 x 3/4"	No. 53	No. 47	.07 lb	C4
.79mm	12.70mm	3.5 x 19mm				
H 29/64"	1/2"	#5 x 3/4"	No. 53	No. 47	.07 lb	C4
11.51mm	12.70mm	3.5 x 19mm				
I 7/32"	1/2"	#5 x 3/4"	No. 53	No. 47	.07 lb	C4
5.56mm	12.70mm	3.5 x 19mm				



103

Dimension	Min. Wood Thickness	Screw Size	Soft Wood Pilot Hole	Hard Wood Pilot Hole	Hinge Weight	Finish
A 1/2"	3/4"	#6 x 1"	No. 52	No. 44	.09 lb	C4
12.70mm	19.05mm	3.5 x 25mm				
B 3/8"	3/4"	#6 x 1"	No. 52	No. 44	.09 lb	C4
9.53mm	19.05mm	3.5 x 25mm				
C 1 1/2"	3/4"	#6 x 1"	No. 52	No. 44	.09 lb	C4
38.10mm	19.05mm	3.5 x 25mm				
D 1/8"	3/4"	#6 x 1"	No. 52	No. 44	.09 lb	C4
3.18mm	19.05mm	3.5 x 25mm				
E 1/8"	3/4"	#6 x 1"	No. 52	No. 44	.09 lb	C4
3.18mm	19.05mm	3.5 x 25mm				
F 11/16"	3/4"	#6 x 1"	No. 52	No. 44	.09 lb	C4
17.46mm	19.05mm	3.5 x 25mm				
G 1/32"	3/4"	#6 x 1"	No. 52	No. 44	.09 lb	C4
.79mm	19.05mm	3.5 x 25mm				
H 19/32"	3/4"	#6 x 1"	No. 52	No. 44	.09 lb	C4
15.08 mm	19.05mm	3.5 x 25mm				
I 7/32"	3/4"	#6 x 1"	No. 52	No. 44	.09 lb	C4
5.56mm	19.05mm	3.5 x 25mm				



Top Notch Distributors, Inc.

Serving North America

Pennsylvania
800-233-4210
Fax: 800-854-4146

Missouri
800-211-4607
Fax: 800-211-4608

Nevada
800-722-4210
Fax: 800-248-3620

Texas
866-693-6903
Fax: 866-693-6904

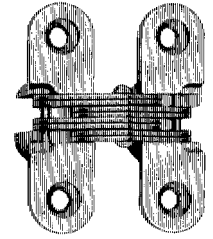
www.topnotch.bz • sales@topnotch.bz

SOSS Invisible Hinges

SOSS®
Invisible Hinges

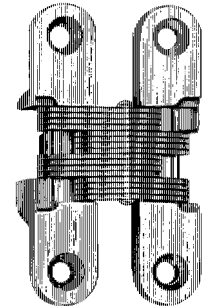
203

Dimension	Min. Wood Thickness	Screw Size	Soft Wood Pilot Hole	Hard Wood Pilot Hole	Hinge Weight	Finish
A 1/2"	3/4"	#6 x 1"	No. 52	No. 44	.11 lb	C4
12.70mm	19.05mm	3.5 x 25mm				
B 23/64"	3/4"	#6 x 1"	No. 52	No. 44	.11 lb	C4
9.13mm	19.05mm	3.5 x 25mm				
C 13/4"	3/4"	#6 x 1"	No. 52	No. 44	.11 lb	C4
44.45mm	19.05mm	3.5 x 25mm				
D 7/64"	3/4"	#6 x 1"	No. 52	No. 44	.11 lb	C4
2.78mm	19.05mm	3.5 x 25mm				
E 1/8"	3/4"	#6 x 1"	No. 52	No. 44	.11 lb	C4
3.18mm	19.05mm	3.5 x 25mm				
F 3/4"	3/4"	#6 x 1"	No. 52	No. 44	.11 lb	C4
19.05mm	19.05mm	3.5 x 25mm				
G 1/32"	3/4"	#6 x 1"	No. 52	No. 44	.11 lb	C4
.79mm	19.05mm	3.5 x 25mm				
H 23/32"	3/4"	#6 x 1"	No. 52	No. 44	.11 lb	C4
18.26mm	19.05mm	3.5 x 25mm				
I 3/16"	3/4"	#6 x 1"	No. 52	No. 44	.11 lb	C4
4.76mm	19.05mm	3.5 x 25mm				



204

Dimension	Min. Wood Thickness	Screw Size	Soft Wood Pilot Hole	Hard Wood Pilot Hole	Hinge Weight	Finish
A 1/2"	3/4"	#7 x 1 3/4"	No. 51	No. 39	.20 lb	US4
12.70mm	19.05mm	3.9 x 32mm				
B 23/64"	3/4"	#7 x 1 3/4"	No. 51	No. 39	.20 lb	US4
9.13mm	19.05mm	3.9 x 32mm				
C 23/8"	3/4"	#7 x 1 3/4"	No. 51	No. 39	.20 lb	US4
60.33mm	19.05mm	3.9 x 32mm				
D 7/64"	3/4"	#7 x 1 3/4"	No. 51	No. 39	.20 lb	US4
2.78mm	19.05mm	3.9 x 32mm				
E 1/8"	3/4"	#7 x 1 3/4"	No. 51	No. 39	.20 lb	US4
3.18mm	19.05mm	3.9 x 32mm				
F 1 1/4"	3/4"	#7 x 1 3/4"	No. 51	No. 39	.20 lb	US4
31.75mm	19.05mm	3.9 x 32mm				
G 1/16"	3/4"	#7 x 1 3/4"	No. 51	No. 39	.20 lb	US4
1.59mm	19.05mm	3.9 x 32mm				
H 23/32"	3/4"	#7 x 1 3/4"	No. 51	No. 39	.20 lb	US4
18.26mm	19.05mm	3.9 x 32mm				
I 1/4"	3/4"	#7 x 1 3/4"	No. 51	No. 39	.20 lb	US4
6.35mm	19.05mm	3.9 x 32mm				



Serving North America

Pennsylvania
800-233-4210
Fax: 800-854-4146

Missouri
800-211-4607
Fax: 800-211-4608

Nevada
800-722-4210
Fax: 800-248-3620

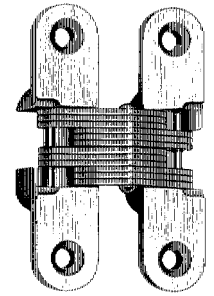
Texas
866-693-6903
Fax: 866-693-6904

SOSS Invisible Hinges

SOSS[®]
Invisible Hinges

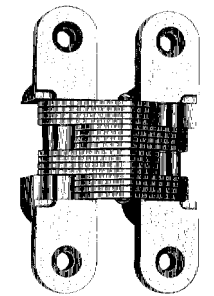
208

Dimension	Min. Wood Thickness	Screw Size	Soft Wood Pilot Hole	Hard Wood Pilot Hole	Hinge Weight	Finish
A 5/8"	1"	#8 x 1 1/4"	No. 48	No. 35	.34 lb	US4
15.8mm	25.40mm	4.2 x 32mm				
B 29/64"	1"	#8 x 1 1/4"	No. 48	No. 35	.34 lb	US4
11.51mm	25.40mm	4.2 x 32mm				
C 23/4"	1"	#8 x 1 1/4"	No. 48	No. 35	.34 lb	US4
69.85mm	25.40mm	4.2 x 32mm				
D 9/64"	1"	#8 x 1 1/4"	No. 48	No. 35	.34 lb	US4
3.57mm	25.40mm	4.2 x 32mm				
E 5/32"	1"	#8 x 1 1/4"	No. 48	No. 35	.34 lb	US4
3.97mm	25.40mm	4.2 x 32mm				
F 1 11/32"	1"	#8 x 1 1/4"	No. 48	No. 35	.34 lb	US4
34.13mm	25.40mm	4.2 x 32mm				
G 3/64"	1"	#8 x 1 1/4"	No. 48	No. 35	.34 lb	US4
1.19mm	25.40mm	4.2 x 32mm				
H 29/32"	1"	#8 x 1 1/4"	No. 48	No. 35	.34 lb	US4
23.02mm	25.40mm	4.2 x 32mm				
I 9/32"	1"	#8 x 1 1/4"	No. 48	No. 35	.34 lb	US4
7.14mm	25.40mm	4.2 x 32mm				



212

Dimension	Min. Wood Thickness	Screw Size	Soft Wood Pilot Hole	Hard Wood Pilot Hole	Hinge Weight	Finish
A 3/4"	1 1/8"	#10 x 1 1/4"	No. 43	No. 31	.75 lb	US4, 26D
19.05mm	28.58mm	4.8 x 32mm				
B 17/32"	1 1/8"	#10 x 1 1/4"	No. 43	No. 31	.75 lb	US4, 26D
13.49mm	28.58mm	4.8 x 32mm				
C 33/4"	1 1/8"	#10 x 1 1/4"	No. 43	No. 31	.75 lb	US4, 26D
95.25mm	28.58mm	4.8 x 32mm				
D 5/32"	1 1/8"	#10 x 1 1/4"	No. 43	No. 31	.75 lb	US4, 26D
3.97mm	28.58mm	4.8 x 32mm				
E 3/16"	1 1/8"	#10 x 1 1/4"	No. 43	No. 31	.75 lb	US4, 26D
4.76mm	28.58mm	4.8 x 32mm				
F 2 1/16"	1 1/8"	#10 x 1 1/4"	No. 43	No. 31	.75 lb	US4, 26D
52.39mm	28.58mm	4.8 x 32mm				
G 3/64"	1 1/8"	#10 x 1 1/4"	No. 43	No. 31	.75 lb	US4, 26D
1.19mm	28.58mm	4.8 x 32mm				
H 1 5/64"	1 1/8"	#10 x 1 1/4"	No. 43	No. 31	.75 lb	US4, 26D
27.38mm	28.58mm	4.8 x 32mm				
I 3/8"	1 1/8"	#10 x 1 1/4"	No. 43	No. 31	.75 lb	US4, 26D
9.53mm	28.58mm	4.8 x 32mm				



Top Notch Distributors, Inc.

Serving North America

Pennsylvania
800-233-4210
Fax: 800-854-4146

Missouri
800-211-4607
Fax: 800-211-4608

Nevada
800-722-4210
Fax: 800-248-3620

Texas
866-693-6903
Fax: 866-693-6904

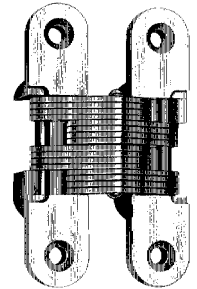
www.topnotch.bz • sales@topnotch.bz

SOSS Invisible Hinges

SOSS[®]
Invisible Hinges

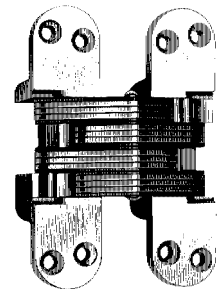
216

Dimension	Min. Wood Thickness	Screw Size	Soft Wood Pilot Hole	Hard Wood Pilot Hole	Hinge Weight	Finish
A 1" 25.40mm	1 ³ / ₈ " 34.93mm	#14 x 1 ¹ / ₂ " 6.3 x 38mm	No. 32	No. 10	1.65 lb	US4, 26D
B 4 ²³ / ₃₂ " 18.26mm	1 ³ / ₈ " 34.93mm	#14 x 1 ¹ / ₂ " 6.3 x 38mm	No. 32	No. 10	1.65 lb	US4, 26D
C 4 ⁵ / ₈ " 117.48mm	1 ³ / ₈ " 34.93mm	#14 x 1 ¹ / ₂ " 6.3 x 38mm	No. 32	No. 10	1.65 lb	US3, 4, 15 26D
D 7 ⁷ / ₃₂ " 5.56mm	1 ³ / ₈ " 34.93mm	#14 x 1 ¹ / ₂ " 6.3 x 38mm	No. 32	No. 10	1.65 lb	US4, 26D
E 1 ¹ / ₄ " 6.35mm	1 ³ / ₈ " 34.93mm	#14 x 1 ¹ / ₂ " 6.3 x 38mm	No. 32	No. 10	1.65 lb	US4, 26D
F 2 ¹⁹ / ₃₂ " 65.88mm	1 ³ / ₈ " 34.93mm	#14 x 1 ¹ / ₂ " 6.3 x 38mm	No. 32	No. 10	1.65 lb	US4, 26D
G 1 ¹ / ₁₆ " 1.59mm	1 ³ / ₈ " 34.93mm	#14 x 1 ¹ / ₂ " 6.3 x 38mm	No. 32	No. 10	1.65 lb	US4, 26D
H 1 ⁷ / ₁₆ " 36.51mm	1 ³ / ₈ " 34.93mm	#14 x 1 ¹ / ₂ " 6.3 x 38mm	No. 32	No. 10	1.65 lb	US4, 26D
I 1 ¹⁵ / ₃₂ " 11.91mm	1 ³ / ₈ " 34.93mm	#14 x 1 ¹ / ₂ " 6.3 x 38mm	No. 32	No. 10	1.65 lb	US4, 26D



218

Dimension	Min. Wood Thickness	Screw Size	Soft Wood Pilot Hole	Hard Wood Pilot Hole	Hinge Weight	Finish
A 1 ¹ / ₈ " 28.58mm	1 ³ / ₄ " 44.45mm	#10 x 1 ¹ / ₂ " 4.8 x 38mm	No. 43	No. 31	1.86 lb	US3, 4, 26, 26D
B 7 ⁷ / ₈ " 22.23mm	1 ³ / ₄ " 44.45mm	#10 x 1 ¹ / ₂ " 4.8 x 38mm	No. 43	No. 31	1.86 lb	US3, 4, 26, 26D
C 4 ⁵ / ₈ " 117.48mm	1 ³ / ₄ " 44.45mm	#10 x 1 ¹ / ₂ " 4.8 x 38mm	No. 43	No. 31	1.86 lb	US3, 4, 26, 26D
D 3 ³ / ₈ " 9.53mm	1 ³ / ₄ " 44.45mm	#10 x 1 ¹ / ₂ " 4.8 x 38mm	No. 43	No. 31	1.86 lb	US3, 4, 26, 26D
E 1 ¹ / ₄ " 6.35mm	1 ³ / ₄ " 44.45mm	#10 x 1 ¹ / ₂ " 4.8 x 38mm	No. 43	No. 31	1.86 lb	US3, 4, 15 26, 26D
F 2 ⁷ / ₁₆ " 61.91mm	1 ³ / ₄ " 44.45mm	#10 x 1 ¹ / ₂ " 4.8 x 38mm	No. 43	No. 31	1.86 lb	US3, 4, 26, 26D
G 1 ¹ / ₁₆ " 1.59mm	1 ³ / ₄ " 44.45mm	#10 x 1 ¹ / ₂ " 4.8 x 38mm	No. 43	No. 31	1.86 lb	US3, 4, 26, 26D
H 1 ⁴¹ / ₆₄ " 41.67mm	1 ³ / ₄ " 44.45mm	#10 x 1 ¹ / ₂ " 4.8 x 38mm	No. 43	No. 31	1.86 lb	US3, 4, 26, 26D
I 1 ¹³ / ₃₂ " 10.32mm	1 ³ / ₄ " 44.45mm	#10 x 1 ¹ / ₂ " 4.8 x 38mm	No. 43	No. 31	1.86 lb	US3, 4, 26, 26D



Top Notch Distributors, Inc.

Serving North America

Pennsylvania
800-233-4210
Fax: 800-854-4146

Missouri
800-211-4607
Fax: 800-211-4608

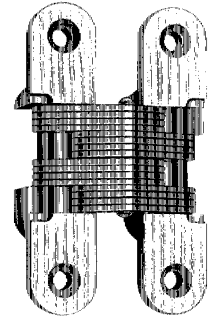
Nevada
800-722-4210
Fax: 800-248-3620

Texas
866-693-6903
Fax: 866-693-6904

www.topnotch.bz • sales@topnotch.bz

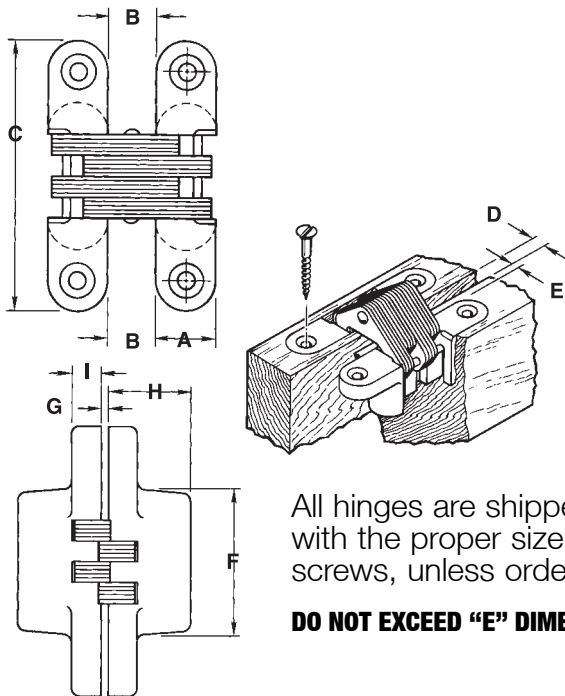
SOSS Invisible Hinges

220



Dimension	Min. Wood Thickness	Screw Size	Soft Wood Pilot Hole	Hard Wood Pilot Hole	Hinge Weight	Finish
A 1 ³ / ₈ " 34.93mm	2" 50.80mm	#12 x 1 ¹ / ₂ " 5.5 x 38mm	No. 38	No. 25	3.15 lb	US3, 4, 26D
B 1 ¹ / ₁₆ " 26.99mm	2" 50.80mm	#12 x 1 ¹ / ₂ " 5.5 x 38mm	No. 38	No. 25	3.15 lb	US3, 4, 26D
C 5 ¹ / ₂ " 139.70mm	2" 50.80mm	#12 x 1 ¹ / ₂ " 5.5 x 38mm	No. 38	No. 25	3.15 lb	US3, 4, 26D
D 1 ¹ / ₂ " 12.70mm	2" 50.80mm	#12 x 1 ¹ / ₂ " 5.5 x 38mm	No. 38	No. 25	3.15 lb	US3, 4, 26D
E 9 ³ / ₃₂ " 7.14mm	2" 50.80mm	#12 x 1 ¹ / ₂ " 5.5 x 38mm	No. 38	No. 25	3.15 lb	US3, 4, 26D
F 2 ¹⁵ / ₁₆ " 74.61mm	2" 50.80mm	#12 x 1 ¹ / ₂ " 5.5 x 38mm	No. 38	No. 25	3.15 lb	US3, 26D
G 1 ¹ / ₁₆ " 1.59 mm	2" 50.80mm	#12 x 1 ¹ / ₂ " 5.5 x 38mm	No. 38	No. 25	3.15 lb	US3, 4, 26D
H 1 ¹⁵ / ₁₆ " 49.21mm	2" 50.80mm	#12 x 1 ¹ / ₂ " 5.5 x 38mm	No. 38	No. 25	3.15 lb	US3, 4, 26D
I 1 ⁵ / ₃₂ " 11.91mm	2" 50.80mm	#12 x 1 ¹ / ₂ " 5.5 x 38mm	No. 32	No. 25	3.15 lb	US3, 4, 26D

Key to dimensions shown in charts



All hinges are shipped with the proper size wood screws, unless ordered without.

DO NOT EXCEED "E" DIMENSION.



Top Notch Distributors, Inc.

Serving North America

Pennsylvania
800-233-4210
Fax: 800-854-4146

Missouri
800-211-4607
Fax: 800-211-4608

Nevada
800-722-4210
Fax: 800-248-3620

Texas
866-693-6903
Fax: 866-693-6904

www.topnotch.bz • sales@topnotch.bz


Invisible Spring Closer Hinge

The SOSS Invisible Spring Closer gives you a spring closer that is totally invisible from either side when the door is closed. When the door is open, you see only the hinge face and links.

The closure rate is completely adjustable with an Allen wrench after installation, and does not require removal of the spring closer.

Installation can be either inside the door itself or inside the door jamb. Allow one spring closer for each 75 lbs. of door weight for all spring closers except the fire-rated spring closers.

The SOSS Invisible Spring Closer is ideally suited for all types of doors 1³/₈" thick or more. Recommended spacing is one half of the distance from the center of the door to the center of the top hinge.



Door Thickness	Spring Closer#	Description	A	B	C	D
1 ³ / ₄ "	218C	Spring Closer with regular hinge	1 ¹⁹ / ₃₂ "	3/ ₈ "	7"	1"

ROUTER GUIDES

SOSS Invisible Hinges now can be installed more easily and faster than ever before.

A perfect routed outline is foolproof (the only critical dimension is the depth of the shallow mortise), so you can expect a perfect installation every time.

Each router guide template is individually handcrafted for exactness. The template is held on the door and jamb with nails; guide pins locate the deep mortise. The edges of the template assure a perfect outline when used with SOSS RGB100 template guide and lock nut, or the porter-cable template guide #42024 (lock face routing) and #42237 (lock nut).

Caution — Do not use resharpened bits.



SOSS Hinge Model	Router Bit Size	Router Guide #
#216	1/2"	216IT
#218	1/2"	218IT

Serving North America

Pennsylvania
800-233-4210
Fax: 800-854-4146

Missouri
800-211-4607
Fax: 800-211-4608

Nevada
800-722-4210
Fax: 800-248-3620

Texas
866-693-6903
Fax: 866-693-6904